

Pumps Water and Contains Oil or Hydrocarbons in a Sump Pit or Tank

OIL ALERT™ - Elevator Sump Water Removal

The Oil Alert™ - Water Discharge/Oil Containment system is used in elevator sump pits to remove water while retaining oil and other hydrocarbons. The Oil Alert is a UL listed system.



Control Panel



Remote Alarm



Preset Level Sensor

Key Features



ONE SENSOR

One preset level sensor for easy installation.

OPERATES WITH ALL PUMPS APPROVED FOR SUMP PITS

REMOTE ALARM

A remote alarm is included with the Oil Alert. Includes auxiliary contacts for High Oil, High Water And (Pump Fail on overload models)

MULTIPLE INDICATOR LIGHTS

Power On, Pump Run, High Water and High Oil indicator.

ASME A17.1 COMPLIANT



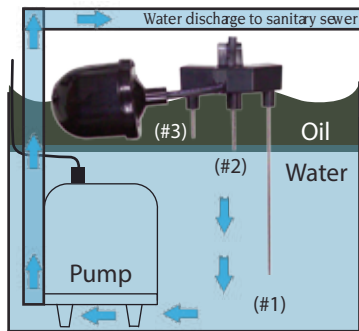
WORKS WITH AUTO DIALERS OR BAS (Building Automation Systems)

OPERATION OF DISCHARGE

Water and oil fill the elevator sump pit. As the sump is filling, the oil will float on top of the water. This layer of oil will not be pumped from the tank. The water underneath the oil will be pumped out through the discharge pipe to the sewer or other proper disposal area.

#1. WATER RISES & PUMP TURNS ON.

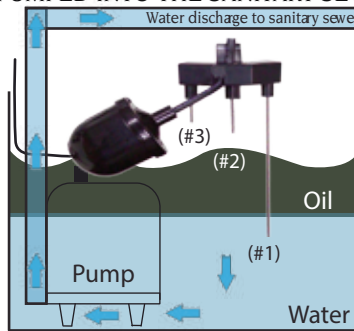
When the water reaches probe (#2) the system will turn on and pump the water out of the sump.



Elevator Sump

#2. WATER IS REMOVED/OIL CONTAINED

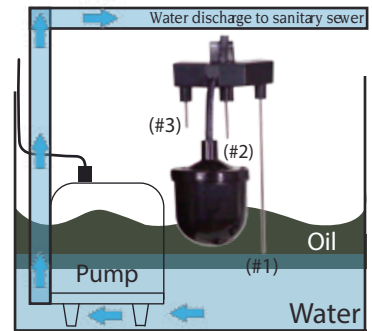
As the water is being pumped from the sump pit, the oil will remain floating on top of the water. THE OIL WILL NOT BE PUMPED INTO THE SANITARY SEWER.



Elevator Sump


#3. PUMP TURNS OFF.

When the water is pumped below probe (#1) the pump will turn off.



Elevator Sump

PRESET LEVEL SENSOR AND CONTROL PANEL OPERATION



When water touches probes (#1) and (#2) the pump will turn on.

If the pump can not keep up, loses power or fails the water will reach probe (#3). The "High Water" light will illuminate on the control panel and the remote alarm will activate.

If the water continues to rise the float switch will activate. If the float switch is activated and probe (#3) is touching water the "High Water" alarm will remain on. If OIL is touching probe (#3) and the float switch is activated, the "High Oil" light will illuminate and the remote alarm will activate.



Leading Edge Control Products

Alarm Systems

Control Panels

Float Switches

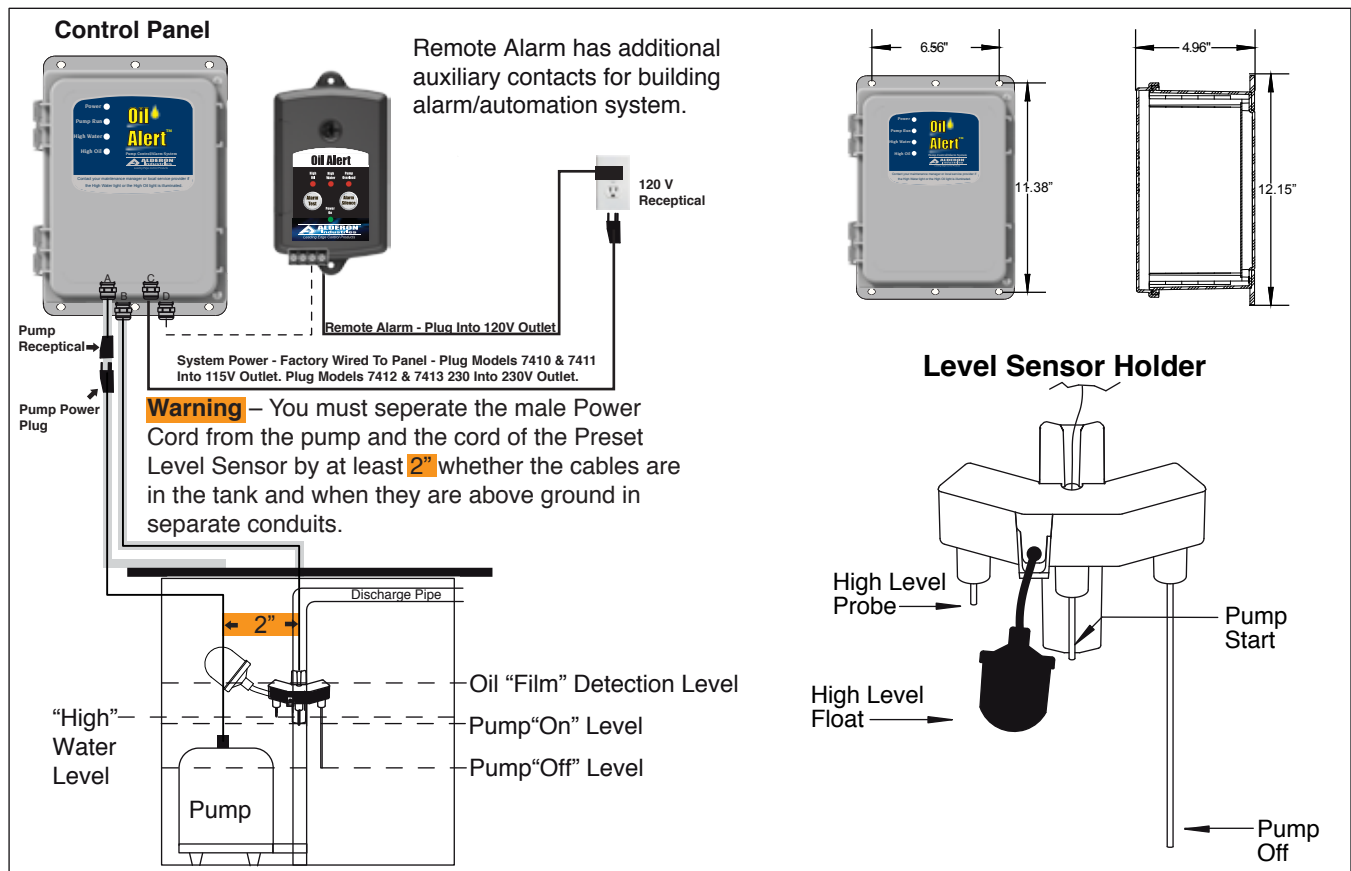
Leak Detection Systems

OIL ALERT™ - Control/Alarm System

Description of Operation

On liquid rise, level reaches pump “start” probe to start the pump. Pump will remain on until level is below “off” probe. The “off” probe senses air or oil and turns the pump off so the oil layer will not

be pumped out of the tank. If the level reaches alarm probe and mechanical float, the system will differentiate between water and oil and activate the remote alarm.



Specifications

Sensor

- ▶ **Housing:** ABS
- ▶ **Probe:** Stainless Steel
- ▶ **Float:** PVC

Control Panel

- ▶ **Enclosure:** Type 1
- ▶ **Power Cord:** 6' SJT, 120 VAC
- ▶ **Receptacle:** 6" SJT, 120VAC, 15 Amp

Alarm Panel

- ▶ **Enclosure:** Type 1
- ▶ **Power Cord:** Plug In Transformer, 120 VAC
- ▶ **Backup Power:** 9 VDC Battery Backup
- ▶ **LED Alarm Indicators**
- ▶ **Audible Alarm:** 103 db buzzer, auto test/reset
- ▶ **Auxiliary Contacts:** High Water, High Oil, OPTIONAL Pump Fail

Order Number



Part Number	Description *For Longer Cord Lengths Consult Factory.
7410	120 VAC, 15 Amps, Nema 1, Oil Alert Control Panel, Sensor, 2 Zone Remote Alarm
7411	120 VAC, 15 Amps, Nema 1, Oil Alert Control Panel, Sensor, 3 Zone Remote Alarm W/OVERLOAD - (Specify AMP Range)
7412	230 VAC, 15 Amps, Nema 1, Oil Alert Control Panel, Sensor, 2 Zone Remote Alarm
7413	230 VAC, 15 Amps, Nema 1, Oil Alert Control Panel, Sensor, 3 Zone Remote Alarm W/OVERLOAD - (Specify AMP Range)
-4X	Place -4X after any of the part numbers above for a Nema 4X System - No Plugs - Hardwired Only

L1027 - Rev. D

Alarm Systems

Control Panels

Float Switches

Leak Detection Systems

PO Box 827 • Hawley, MN 56549 • (218) 483-3034 • Fax (218) 483-3036 • www.alderonind.com